





RANGE HIGH SCHOOL ART DEPARTMENT CURRICULUM MAP

	Autumn 1	Autumn 2	Spring 1	Spring 2	Summer 1	Summer 2
Y7	<p>ALL PUPILS WILL:</p> <ul style="list-style-type: none"> - Be introduced to basic drawing rules to be referred to when drawing - Become aware of the basic construction of ellipses and cylinders and learn how to accurately represent these through drawing - Become aware of the theory of positions in the field and learn how to apply this when drawing from an arrangement of objects <p>Become aware of the full range of tones which can be created with a 2B pencil and how to apply these to represent a 3D object</p> 		<p>ALL PUPILS WILL:</p> <ul style="list-style-type: none"> - Be introduced to the colour wheel and learn about primary, secondary and complementary colours - Be introduced to Tempra Paints. - Be introduced to basic painting rules/tips to be referred to when painting - - Be introduced to basic pencil colour techniques and become aware of how to create tones - Develop technical skills and tool control when painting and colour mixing - Be introduced to a specific Culture and their Art work, developing independent research skills. - Demonstrate their knowledge and understanding of the culture studied through the planning and production of a final piece 		<p>ALL PUPILS WILL:</p> <ul style="list-style-type: none"> - To be introduced to the graphic artist M.C.Escher, and his Tessellating images. - Develop independent research skills. - Become familiar with the mathematics of tessellation and relate this knowledge to Escher's prints. - Become aware of how to recreate one of Escher's tessellating shapes. - Become aware of how to repeat an image accurately using tracing paper and apply this knowledge and skill to create a tessellating pattern. - Be introduced to blending pencil crayons and become aware of how to blend colours and tones, developing technical skill. - Demonstrate knowledge and understanding of how to accurately produce a Tessellating image, through the production of a Tessellating final piece 	

<p>Y8</p>	<p>ANIMAL MASKS OF ZIMBABWE ALL PUPILS WILL:</p> <ul style="list-style-type: none"> - Be introduced to the Animal Masks of Zimbabwe - Developing drawing skills and tonal blending when observing - Become aware of how to blend multiple tones when using pencil crayon, developing technical skills - Be introduced to poster paint - Become aware of how to blend colours when working with paint and further develop technical painting skills - Be introduced to relief construction techniques and apply this knowledge and skill when constructing a mask 	<p>LOCAL ARCHITECTURE ALL PUPILS WILL:</p> <ul style="list-style-type: none"> - Be introduced to and develop an understanding of one point and two point perspective - Be introduced to the work of a relevant landscape artist, further developing independent research skills - Demonstrate knowledge and understanding of the style of the artist studied through the planning and production of a landscape final piece 	<p>LOCAL COAST ALL PUPILS WILL:</p> <ul style="list-style-type: none"> - Be introduced to and develop an understanding of local cultural capital and our Sefton coast - Use ephemera collected at the beach to support observational drawing - Be introduced to the work of an artist inspired by the coast, further developing independent research skills - Demonstrate knowledge and understanding of the style of the artist studied through the planning and production of a final piece.
<p>Y9</p>	<p>CONTEMPORARY PORTRAITS ALL PUPILS WILL:</p> <ul style="list-style-type: none"> - Be introduced to the basic proportions of the face and demonstrate knowledge and understanding through the production of a portrait drawing - Further develop drawing skills and tool control. - Be introduced to a relevant contemporary portrait artist and further develop independent research skills - Be introduced to Acrylic paint and further develop technical painting skills - Demonstrate knowledge and understanding of the style of the artist studied through the planning and production of a portrait final piece 	<p>MEXICAN DAY OF THE DEAD ALL PUPILS WILL:</p> <ul style="list-style-type: none"> - Become aware of how to use culture to develop a theme covering the GCSE assessment objectives - Further develop observational drawing skills - Be introduced to the artist Thaneeya McArdle (or other relevant artists) and further develop independent research skills - Develop creative design skills and demonstrate knowledge and understanding of the artist style when planning a final piece - Be introduced to multimedia techniques and apply this knowledge and skill when producing a final outcome 	<p>TRANSITIONAL PROJECT (time allowing) ALL PUPILS WILL:</p> <ul style="list-style-type: none"> - Become aware of how to use culture to develop a theme covering the GCSE assessment objectives - Further develop observational and media drawing skills based on the GCSE topic Insects and Animals



Y10 ART

AQA COMPONENT 1: INSECTS AND ANIMALS TOPIC

ALL PUPILS WILL:

- Demonstrate existing and further develop technical drawing skills. AO3
- Actively participate in "Birds of Prey Drawing Day", developing drawing skills when working from first hand observations and further developing knowledge, skills and tool control in a variety of techniques and media processes. AO2, AO3
- Consider and experiment with techniques other than drawing, that are suitable for recording ideas, observations and insights relevant to their intentions. AO3
- Become aware of and demonstrate understanding of the work of a wide range of Artists who have used the theme Animals or Insects to form a basis of their work. AO1
- Further develop independent research skills, using these investigations to develop ideas, which demonstrate analytical and cultural understanding of artists studied. AO1
- Demonstrate an ability to refine ideas through experimenting and selecting appropriate resources, media, materials, techniques and processes. AO2
- Further develop technical skill and tool control when working in a variety of different materials and techniques, using all equipment safely. AO1, AO2, AO3, AO4
- Present a personal, informed and meaningful response



demonstrating analytical and critical understanding, realising intentions and where appropriate, making connections between visual, written, oral or other elements. AO4


- Demonstrate and further develop presentation skills, considering how this will impact on their final portfolio. AO1, AO2, AO3, AO4
- Actively participate in group discussions and peer/self-assessment activities, with the aim of evaluating their own and others work, identifying ways to improve and continuing to build confidence in the use of specialist art vocabulary. AO1, AO2, AO3, AO4



AQA COMPONENT 1: CONTEMPORARY TERRAIN

ALL PUPILS WILL:

- Demonstrate existing and further develop technical drawing skills. AO3
- Consider and experiment with techniques other than drawing, that are suitable for recording ideas, observations and insights relevant to their intentions. AO3
- Become aware of and demonstrate understanding of the work of a wide range of Artists who have used the theme of Contemporary Terrain to form a basis of their work. AO1
- Further develop independent research skills, using these investigations to develop ideas, which demonstrate analytical and cultural understanding of the Artists studied. AO1
- Actively participate in group discussions and peer/self-assessment activities, with the aim of evaluating their own and others work, identifying ways to improve and continuing to build confidence in the use of specialist art vocabulary. AO1, AO2, AO3, AO4



Y11 ART

AQA COMPONENT 1: CONTEMPORARY TERRAIN CONTINUED

ALL PUPILS WILL:


- Demonstrate an ability to refine ideas through experimenting and selecting appropriate resources, media, materials, techniques and processes. AO2
- Further develop technical skill and tool control when working in a variety of different materials and techniques, using all equipment safely. AO1, AO2, AO3, AO4 considering how this will impact on their final portfolio.



AQA COMPONENT 2: EXAM

ALL PUPILS WILL:

- Select a title from the exam paper and investigate the assessment objectives further develop independent learning skills. AO1, AO2, AO3, AO4
- Investigate and demonstrate a secure critical understanding of a wide range of artists relating to the exam topic chosen. AO1
- Take a variety of photographs that support the observational process. AO3
- Demonstrate and further develop drawing skills, building on skills relating to the exam theme experimenting with techniques other than drawing, that are suitable for recording ideas, observations and insights relevant to their intentions, demonstrating an ability to reflect on their work and progress. AO3
- Establish evidence of independent research skills, developing ideas through sustained and focused investigations informed by contextual and other sources, demonstrating analytical and critical understanding. AO1
- Further develop technical skill and tool control when working in a variety of different materials and techniques, using all equipment safely and building on skills demonstrated during Component 1. AO1, AO2, AO3, AO4
- Present a personal, informed and meaningful response during the 10 hour exam, demonstrating analytical and critical understanding, realising intentions and where appropriate, making connections between visual, written, oral or other elements. AO4



Y!10
PHOTO



COMPONENT 1:
ALPHABET
ALL PUPILS WILL:

- Be introduced to the new subject and shown examples of past work and shown how to use the MAC computers
- Become aware of and demonstrate understanding of the work of a wide range of Artists/ Photographers who have used the theme of letters and the alphabet to form a basis of their work. AO1
- Become aware of expectations of Photoshoot's, recording ideas, observations and insights relevant to intentions, demonstrating technical camera skills. AO3
- Become aware of how to import photographs from camera or phone onto computers and save on the school drive and pen sticks. AO3
- Be introduced to Photoshop, becoming aware of how to, open file, crop/drag, image adjustments, opacity, clone tool, filters. AO2
- Further develop independent research skills, using these investigations to develop ideas, which demonstrate analytical and cultural understanding of the Artists studied. AO1
- Demonstrate an ability to refine ideas through experimenting and selecting appropriate resources, media techniques and processes, demonstrating knowledge and understanding of Photoshop. AO2
- Learn to present a personal, informed and meaningful response demonstrating analytical and critical understanding, realising intentions and where appropriate, making connections between visual, written, oral or other elements. AO4
- Demonstrate and further develop presentation skills, considering how this will impact on their final sketchbook. AO1, AO2, AO3, AO4



COMPONENT 1: PORTRAITS
ALL PUPILS WILL:

- Be shown a range of past pupil work and start to investigate and demonstrate understanding of the work of a wide range of Artists/Photographers who have used the theme of portraits to form a basis of their work. AO1
- Be introduced to composition and the golden section, demonstrating knowledge and understanding during photoshoots. AO3
- Participate in a workshop with a photographer to support photo shoot and camera techniques. AO1, AO3
- Further develop knowledge and understanding of Photoshoot's, recording ideas, observations and insights relevant to intentions, demonstrating technical camera/photographic skills. AO3
- Further develop knowledge and understanding of Photoshop, becoming aware of how to edit a portrait image into the style of artists Warhol and Hockney. AO1, AO2
- Understand how to physically develop images supporting their research into Rankin. AO1, AO2
- Demonstrate an ability to refine ideas through experimenting and selecting appropriate resources, media techniques and processes, demonstrating knowledge and understanding of Photoshop within further developments. AO2




COMPONENT 1: INDIVIDUAL
PROJECT
ALL PUPILS WILL:

- Further develop knowledge and understanding of the course by developing their own direction for the final coursework topic which is self-lead to prepare for the exam.
- Demonstrate knowledge and understanding of the work of a wide range of Artists/ Photographers who link with their chosen theme (Close ups/Fairy tales/Collections etc). AO1
- Further develop independent personalised research skills, using these investigations to develop ideas, which demonstrate analytical and cultural understanding of the Artists studied. AO1




- Further develop knowledge and understanding of Photoshoot's, recording ideas, observations and insights relevant to intentions, demonstrating technical

- Actively participate in group discussions and peer/self assessment activities, with the aim of evaluating their own and others work, identifying ways to improve and continuing to build confidence in the use of specialist art vocabulary. AO1, AO2, AO3, AO4



- To present a personal, informed and meaningful response demonstrating analytical and critical understanding, realising intentions and where appropriate, making connections between visual, written, oral or other elements.



AO4

- Demonstrate and further develop presentation skills, considering how this will impact on their final sketchbook style. AO1, AO2, AO3, AO4
 - Actively participate in group discussions and peer/self-assessment activities, with the aim of evaluating their own and others work, identifying ways to improve and continuing to build confidence in the use of specialist art vocabulary. AO1, AO2, AO3, AO4


camera/photographic skills. AO3
 - Demonstrate and further develop presentation skills, considering how this will impact on their final portfolio. AO1, AO2, AO3, AO4
 - Actively participate in group discussions and peer/self-assessment activities, with the aim of evaluating their own and others work, identifying ways to improve and continuing to build confidence in the use of specialist art vocabulary. AO1, AO2, AO3, AO4



Y11 PHOTO

COMPONENT 1: INDIVIDUAL PROJECT CONTINUED
 ALL PUPILS WILL:

Demonstrate an ability to refine ideas through experimenting and selecting appropriate resources, media techniques and processes, demonstrating knowledge and understanding of Photoshop. AO2



- To present a personal, informed and meaningful response demonstrating analytical and critical

COMPONENT 2: EXAM

ALL PUPILS WILL:

- Select a title from the exam paper and investigate the assessment objectives, further developing independent learning skills. AO1, AO2, AO3, AO4
 - Demonstrate knowledge and understanding of how to work within the assessment objectives to research and produce shoots and develop ideas within their work, building on their previous experience within the GCSE Photography course. AO1, AO2, AO3, AO4
 - Demonstrate an in-depth understanding of the work of a wide range of Artists/ Photographers who link with chosen exam theme. AO1
 - Further develop independent research skills, using these investigations to develop ideas, which demonstrate analytical and cultural understanding of the Artists studied. AO1



understanding, realising intentions and where appropriate, making connections between visual, written, oral or other elements. AO4



- Take Photoshoot's, recording ideas, observations and insights relevant to intentions and linking to artists studied. AO3

- Demonstrate an ability to refine ideas through experimenting and selecting appropriate resources, media techniques and processes, demonstrating knowledge and understanding of Photoshop, APPS and Physical Development. AO2



- Present a personal, informed and meaningful response demonstrating analytical and critical understanding, realising intentions and where appropriate, making connections between visual, written, oral or other elements. AO4

- Show and further develop presentation skills, considering how this will impact on their final sketchbook design. AO1, AO2, AO3, AO4

Y12 ART

COMPONENT 1: PERSONAL INVESTIGATION

ALL PUPIL WILL:


- Use skills and knowledge gained at GCSE to devise a theme for the Personal Investigation topic. Further developing independent learning skills. AO1, AO2, AO3, AO4

- Actively participate in drawing workshops to further develop observational and drawing skills in a variety of teacher led, alternative drawing techniques and approaches. AO3

- Investigate and demonstrate a secure critical understanding of a wide range of Artists who have produced work, which is based on the students chosen theme to form a basis of their own work. AO1

- Demonstrate existing and further develop independent research skills, developing ideas through sustained and focused investigations informed by contextual and other sources, demonstrating analytical and critical understanding. AO1

- Demonstrate and further develop drawing skills, building on skills demonstrated at AS. AO3



To consider and experiment with techniques other than drawing, that are suitable for recording ideas, observations and insights relevant to their intentions, demonstrating an ability to reflect on their work and progress. AO3

- Demonstrate existing and further develop ability to experiment with and select appropriate resources, media, materials, techniques and processes, successfully reviewing and refining ideas as work develops. AO2

- Further develop technical skill and tool control when working in a variety of different materials and techniques, using all equipment safely and building on skills demonstrated at AS. AO1, AO2, AO3, AO4

- Demonstrate existing and further develop presentation skills, considering how this will impact on their final portfolio. AO1, AO2, AO3, AO4

- Actively participate in group discussions and peer/self-assessment activities, with the aim of evaluating their own and others work, identifying ways to improve and continuing to build

confidence in the use of and extend specialist art vocabulary, from that demonstrated at GCSE. AO1, AO2, AO3, AO4



Y13 ART

COMPONENT 1: PERSONAL INVESTIGATION
CONITINUED

ALL PUPILS WILL:

- Present a personal, informed and meaningful response demonstrating analytical and critical understanding, realising intentions and where appropriate, making connections between visual, written, oral or other elements. AO4




Develop literacy skills through the production of a critical and analytical piece of writing, which supports the visual element of the project, demonstrating ability to work within a given word count. AO1, AO2, AO3, AO4.

- Demonstrate existing and further develop presentation skills, considering how this will impact on their final portfolio. AO1, AO2, AO3, AO4
- Actively participate in group discussions and peer/self-assessment activities, with the aim of evaluating their own and others work, identifying ways to improve and continuing to build confidence in the use of and extend specialist art vocabulary, from that demonstrated at AS Level. AO1, AO2, AO3, AO4

ALL PUPILS WILL:

- Select a title from the exam paper and investigate the assessment objectives, further developing independent learning skills. AO1, AO2, AO3, AO4
- Demonstrate knowledge and understanding of how to work within the assessment objectives to research and produce shoots and develop ideas within their work, building on their previous experience within the GCSE Photography course. AO1, AO2, AO3, AO4
- Demonstrate an in-depth understanding of the work of a wide range of Artists/ Photographers who link with chosen exam theme. AO1
- Further develop independent research skills, using these investigations to develop ideas, which demonstrate analytical and cultural understanding of the Artists studied. AO1
- Take Photoshoot's, recording ideas, observations and insights relevant to intentions and linking to artists studied. AO3
- Demonstrate an ability to refine ideas through experimenting and selecting appropriate resources, media techniques and processes, demonstrating knowledge and understanding of Photoshop, APPS and Physical Development. AO2
- Present a personal, informed and meaningful response demonstrating analytical and critical understanding, realising intentions and where appropriate, making connections between visual, written, oral or other elements. AO4
- Show and further develop presentation skills, considering how this will impact on their final sketchbook design. AO1, AO2, AO3, AO4




Y12
PHOTO

COMPONENT 1: PERSONAL INVESTIGATION

ALL PUPILS WILL:

- Further develop independent learning skills gained at GCSE. **AO1, AO2, AO3, AO4**
- Actively participate in Technical Book workshops to further develop technical camera skills and extend knowledge and understanding of the History of Photography. **AO3, AO1**
- Investigate and demonstrate a secure critical understanding of a wide range of Artists and Photographers who have produced work, which is based on the students chosen theme to form a basis of their own work. **AO1**
- Demonstrate existing and further develop independent research skills, developing ideas through sustained and focused investigations informed by contextual and other sources, demonstrating analytical and critical understanding. **AO1**
- Demonstrate existing and further develop camera and compositional skills, building on skill level demonstrated in the Technical Book. **AO3**
- Consider and experiment with techniques that are suitable for recording ideas, observations and insights relevant to their intentions, demonstrating an ability to reflect on their work and progress. **AO3**
- Demonstrate existing and further develop ability to experiment with and select appropriate resources, media, materials, techniques and processes, successfully reviewing and refining ideas as work develops. **AO2**
- Further develop technical camera knowledge, Physical development skills and Photoshop editing techniques, building on skills demonstrated at GCSE. **AO1, AO2, AO3, AO4**
- Develop literacy skills through the production of a critical and analytical piece of writing within their research and observations **AO1,AO2,AO3**



- Demonstrate existing and further develop presentation skills, considering how this will impact on their final portfolio. **AO1, AO2, AO3, AO4**
- Actively participate in group discussions and peer/self-assessment activities, with the aim of evaluating their own and others work, identifying ways to improve and continuing to build confidence in the use of and extend specialist art vocabulary, from that demonstrated in the first A level project. **AO1, AO2, AO3**



Y13
PHOTO

COMPONENT 1: PERSONAL INVESTIGATION
CONTINUED

ALL PUPILS WILL:

- Continue to further develop technical camera knowledge, Physical development skills and Photoshop editing techniques, building on skills acquired during work so far within the project.

AO1, AO2, AO3, AO4

- Present a personal, informed and meaningful response demonstrating analytical and critical understanding, realising intentions and where appropriate, making connections between visual, written, oral or other elements This should be in the form of a portfolio of best practice. **AO4**

- Demonstrate existing and further develop presentation skills, considering how this will impact on their final portfolio. **AO1, AO2, AO3, AO4**

- Develop literacy skills through the production of a critical and analytical piece of writing, which supports the visual element of the project, demonstrating ability to work within a given word count. **AO1,AO2,AO3,AO4.**

- Actively participate in group discussions and peer/self-assessment activities, with the aim of evaluating their own and others work, identifying ways to improve and continuing to build confidence in the use of and extend specialist art vocabulary, from that demonstrated in the first A level project. **AO1, AO2, AO3,**



COMPONENT 1: EXAM

ALL PUPILS WILL:

- Select a title from the exam paper and investigate the assessment objectives, further developing independent learning skills. AO1, AO2, AO3, AO4

- Actively participate in Technical Book workshops to further develop technical camera skills and extend knowledge and understanding of the History of Photography. **AO3, AO1**

- Demonstrate existing and further develop camera skills, building on skill level demonstrated in the first A level project. **AO3**

- Consider and experiment with techniques that are suitable for recording ideas, observations and insights relevant to their intentions, demonstrating an ability to reflect on their work and progress. **AO3**

- Investigate and demonstrate a secure critical understanding of a wide range of Artists and Photographers who have produced work, which is based on the students chosen theme to form a basis of their own work. **AO1**

- Demonstrate existing and further develop independent research skills, developing ideas through sustained and focused investigations informed by contextual and other sources, demonstrating analytical and critical understanding. **AO1**

- Demonstrate existing and further develop ability to experiment with and select appropriate resources, media, materials, techniques and processes, successfully reviewing and refining ideas as work develops. **AO2**

- Further develop technical camera knowledge, Physical development skills and Photoshop editing techniques, building on skills demonstrated in the first A level project. **AO1, AO2, AO3, AO4**

- Present a personal, informed and meaningful response demonstrating analytical and critical understanding, realising intentions and where appropriate, making connections between visual, written, oral or other elements. **AO4**

- Develop literacy skills through the production of a critical and analytical piece of writing, which supports the visual element of the project **AO1,AO2,AO3,AO4.**

- Demonstrate existing and further develop presentation skills, considering how this will impact on their final portfolio.

AO1, AO2, AO3, AO4

- Actively participate in group discussions and target setting activities, with the aim of evaluating their own and others work, identifying ways to improve and continuing to build confidence in the use of and extend specialist art vocabulary, from that demonstrated in the first A level project. **AO1,**

AO2, AO3, AO4



