



RANGE HIGH SCHOOL

CHALLENGE • SUPPORT • FLOURISH



Welcome!

**Helping your child to
get the best out of
*KEY STAGE 4***



Helping your child to get the best out of Key Stage 4 and beyond

1. Introduction and Importance of year 10
Mr C. Jump – Head of Year - cj@range.sefton.sch.uk
2. Curriculum, Minimum Expected Grades, Revision and study skills -
Mr C Tees - Assistant Headteacher - cj@range.sefton.sch.uk
3. Careers and next steps -
Mrs G. Phillips – Deputy Headteacher – gp@range.sefton.sch.uk


Curriculum and Minimum Expected Grades



RANGE HIGH SCHOOL

Curriculum

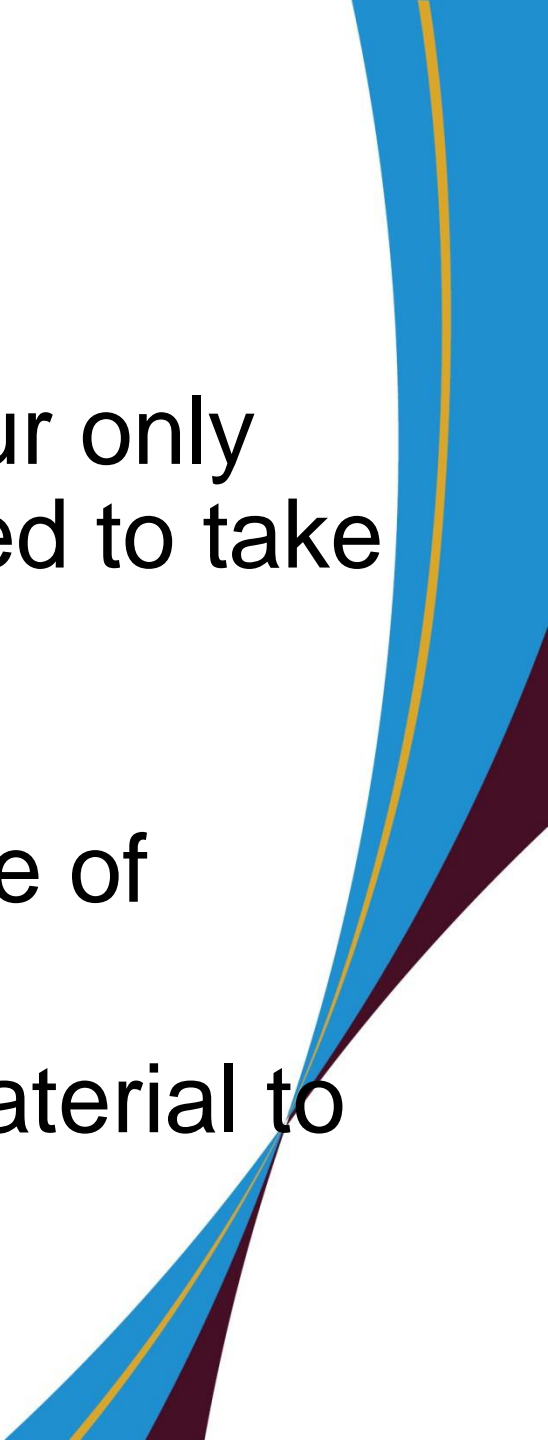
Key Stage 3 to Key Stage 4

- KS3 - Compulsory courses with few options.
 - KS4 - Pupils are now studying subjects they have **chosen** and should have a strong interest and motivation to apply themselves.
- 

Curriculum

- **Key Stage 4**
- All GCSE's are now weighted to terminal exams.
- Some subjects still include an element of **non exam assessment** (e.g. Physical Education and Media)
- **Vast majority of subjects are fully examination based sat at the end of Year 11**
- Exception of citizenship which is sat at the end of Year 10.

Implications for Y10

- Internal assessments are our only diagnostic opportunity – need to take any school exams or formal assessments seriously.
 - These are the main measure of progress.
 - There is also much more material to revise than before.
- 

GCSE Examinations

- Students will be awarded a grade from 9-1, with 9 being the highest
- No tiers for GCSE English Language and Literature
- Tiers (foundation and higher) for GCSE Maths, MFL and Science

New grading structure	Current grading structure
9	A*
8	A
7	A
6	B
5	B
4	C
3	D
2	E
1	F
1	G
U	U

Target Grades

- **Minimum Expected Grade** - *aspirational and challenging*
- **Based upon Key Stage 2, reading and maths results**
- Expressed in terms of a GCSE grade.
- 9-1 for all GCSE subjects.
- Based on a national system based on the performance of previous pupils in that subject, with the same prior attainment.
- Will be issued after half term via the interim card.


Data cards

Subject	Minimum Expected Grade	Estimated Grade	Attitude	Participation	Effort
English Language	7	6	Silver	Silver	Bronze
English Literature	7	7	Silver	Silver	Bronze
Maths	7	6	Silver	Silver	Silver
Science (Double Award)	6-7	6-6	Silver	Silver	Silver
Business Studies	7	7	Gold	Gold	Gold
French	7 / 8	6	Gold	Gold	Gold
Geography	6 / 7	9	Gold	Gold	Gold
History	7 / 8	7	Gold	Gold	Gold
Religion, Ethics & Philosophy			Silver	Silver	Bronze
Core PE			Silver	Silver	Silver


Cards are key for highlighting issues

- Examination technique
- Revision technique
- Effort

Key dates this academic year

- **Year 10 Interim Card WB 14th Nov 2022**
 - **Year 10 Interim Card WB 27th Feb 2023**
 - **Year 10 parents evening 9th March 2023**
 - **Year 10 school exams WB 24th April 2023**
 - **Card and Full written report WB 5th June 2023**
- 

Key contacts for KS4

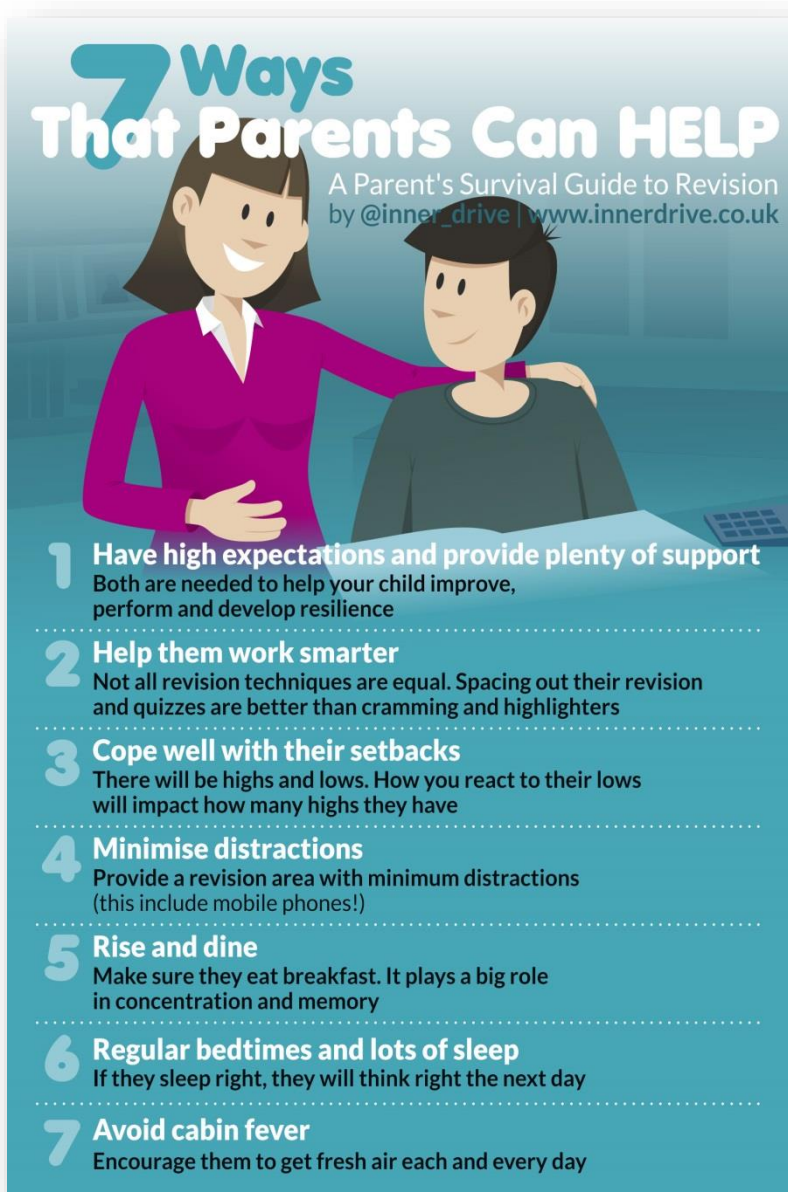
- Form tutors
 - Head of Year – Mr C Jump
 - Assistant Head of Year – Mrs J Lawrence
 - Mr C. Tees, Assistant Headteacher for Curriculum and Assessment
 - School Mentoring Team to support students at Key Stage 4
- 

Supporting pupils with revision and study skills



RANGE HIGH SCHOOL

How can you support your child?



7 Ways That Parents Can HELP
A Parent's Survival Guide to Revision
by @inner_drive | www.innerdrive.co.uk

1 Have high expectations and provide plenty of support
Both are needed to help your child improve, perform and develop resilience

2 Help them work smarter
Not all revision techniques are equal. Spacing out their revision and quizzes are better than cramming and highlighters

3 Cope well with their setbacks
There will be highs and lows. How you react to their lows will impact how many highs they have

4 Minimise distractions
Provide a revision area with minimum distractions (this include mobile phones!)

5 Rise and dine
Make sure they eat breakfast. It plays a big role in concentration and memory

6 Regular bedtimes and lots of sleep
If they sleep right, they will think right the next day

7 Avoid cabin fever
Encourage them to get fresh air each and every day

Get them organised!

Encourage them to:

- Use a course outline
- Keep school notes organised.
- Review work regularly.
- Use Class charts to manage homework set.
- Use the revision resources provided by school.
- Get books or equipment for their courses
- **HAVE A DISTRACTION FREE PLACE TO STUDY**

How can you support your child?



ClassCharts

Class charts is key to helping you keep your child organised

It lets you see how they are doing on a day to day basis

itservices@range.sefton.sch.uk

How can you support your child?

Exam Board approved Revision Guides

James:

OBJECT	Title	Tutor Group:	Reference Number	Price	No Req
Business Studies	Course				
Computer Science	CGP GCSE AQA Exam Practice Workbook 9-1		978 1 78294 689 2	£2.75	
	CGP GCSE OCR Computer Science		978 1 78294 692 2	£2.75	
Design Technology	GCSE for OCR Computer Science		978 1 78294 602 1	£2.75	
	CGP GCSE D&T 9-1 The Revision Guide		978 1 31650 403 1	£2.75	
	Visit Range High School Portal for revision information		978 1 78284 752 3	£16.00	
	Online Resource (free)	Visit	www.range.sefton.sch	Sold in Class	
Optional for Further Reading	AQA GCSE D&T (9-1) All Materials	Visit www.technologystudent.com		n/a	
English - All year 10	Go to the theatre as many times as possible		978 1 51040 106 2	n/a	
II Yr 10	Guide			£17.60	
II Yr 10	WJEC Eduqas Revise Eng Lang Workbook		978 144 798810 6	n/a	
01E1 AU/10E2 SMA/10E4 NM/10E5 NJJ	Oxford Uni Press Romeo & Juliet Literature Companion		978 144 798795 6	£2.50	
	Oxford Uni Press An Inspector Calls Literature Companion		978 019 830481 4	£2.50	
0 E1 AU/ 10E2 SMA/ 10E3 JT/ 0E4 NM/ 10E5 NJJ/ 10E6 JCW	Oxford Uni Press The Strange Case of Dr Jekyll & Mr Hyde		978 019 839041 1	£7.20	
0E8 JP/ 10E7 JDS	CGP A Christmas Carol Workbook		978 019 912878 5	£7.20	
0E8 JP	CGP Blood Brothers Text Guide		978 178 294780 6	£2.75	
Biography	CGP AQA 9 - 1 Course		978 178 294311 2	£2.75	
Available for All	CGP AQA 9-1 Exam Practice Workbook		978 1 78294 610 6	£2.75	
Available for Targeted 7-9	My Revision Notes		978 1 78294 611 3	£3.25	
History	Revise Edexcel Crime & Punishment Revision Guide & Workbook		978 1 47188 731 4	£3.25	
	Revise Edexcel Anglo-Saxon & Normn England Revision Guide & Workbook		978 1 29216 970 5	£6.75	
	Revise Edexcel Superpower & The Pres		978 1 29216 970 5	£6.75	

Year 10 – List finalised by end of October and placed on year 10 revision hub and sent out to pupils.

How can you support your child?

The screenshot shows the Range High School Portal website. The browser tabs include 'Range High School Portal', 'GCSEPod', and 'Inbox (4,085) - cjt@range.sefton.'. The URL is 'sites.google.com/a/range.sefton.sch.uk/range-high-school-portal/home'. The page features a navigation menu on the left with categories like 'Change Password', 'Library', 'Mindfulness Music', 'School Calendar', and 'Staff Room'. The main content area displays a grid of resource buttons: 'Accelerated Reader', 'Accessit Online', 'CAT4', 'KS4 Yr11 Study', 'Report Harmful Content', 'Boost', 'DYNAMIC LEARNING', 'Range High School ePlatform', 'Anonymous Reporting of ANY Concern', 'KS4 Yr10 Study Support Hub', 'Report Abuse - CEOP', and 'THE DAY NEWS TO OPEN MINDS'. A large orange arrow points to the 'KS4 Yr10 Study Support Hub' button. The Windows taskbar at the bottom shows various application icons and the system clock indicating 11:11 on 08/10/2022.

Google classroom revision hub

GOOD REVISERS

by @Inner_Drive
www.innerdrive.co.uk

POOR REVISERS

Eat breakfast



Skip breakfast

Sleep 8-10 hours a night



Get little sleep

Have regular bedtimes



Have inconsistent bedtimes

Get fresh air each day



Stay indoors all day

Exercise regularly



Do no exercise

Do past papers



Mostly revise highlighting 'key' passages

Spread out their revision



Cram their revision

Keep a diary to capture negative thoughts



Dwell on worst case scenarios

Revise in a quiet environment



Revise whilst listening to music or TV

Drink water regularly



Forget to stay hydrated

Put their phone away during revision



Revise with their mobile phone next to them

Study skills

Study skills

Encourage Active Revision!

9 Ways to use retrieval practice

by @inner_drive | www.innerdrive.co.uk


-  **1** Past papers
-  **2** Practice tests
-  **3** Quizzes
-  **4** Multiple choice tests
-  **5** Essay answers
-  **6** Answering a spoken question
-  **7** Testing yourself on what was on your flashcards
-  **8** Making your own questions and answering them
-  **9** Having someone ask you 3 questions about a topic

- ✓ Summarise.
- ✓ Bullet point.
- ✓ Chunk it.
- ✓ Mind map
- ✓ Quiz
- ✓ Past papers

Study skills

The screenshot shows the 'KS4 Year 10 Support Hub' interface. At the top, there are navigation tabs for 'Stream', 'Classwork', 'People', and 'Marks'. Below this is a blue header with the text 'KS4 Year 10 Support Hub Student Support'. The main content area is divided into several sections: a 'Meet' section with a 'Generate link' button; a 'Class code' section with the code 'rkd4pcw'; and an 'Upcoming' section with the text 'No work due in soon' and a 'View all' link. There are also several announcement cards from 'T Dolly' regarding new materials.

Lots of examples of active study skills information on the Year 10 Support Hub



USING FLASHCARDS TO REVISE
by @inner_drive | www.innerdrive.co.uk

- 1 Split a box into 5 different compartments and label them 1 to 5.**
- 2 Place all your flashcards in compartment 1.**
- 3 Test yourself on a flashcard**
- 4 If you can correctly recall the information move the flashcard into compartment 2, if not then put it back in compartment 1.**
- 5 Continue to test yourself and each time you correctly recall the information, move the flashcard into the next compartment. Flashcards from compartment 1 should be reviewed daily, with flashcards from compartment 2 being reviewed every other day, compartment 3 every third day and so on.**
- 6 Eventually, all your flashcards will have been transferred to compartment 5 and the information they contain stored in your long-term memory.**

Study Skills

The screenshot shows a web browser window with the following elements:

- Browser Tabs:** Range High School Portal, GCSEPod, and an email inbox for cjt@range.sefton.
- Address Bar:** members.gcsepod.com/shared/podcasts/title/11522/71010
- Page Header:** "Ecosystems" title and a "Share & Assign" button.
- Main Content:** A large illustration of a tree with text: "Releases nutrients within the litter into the soil" and "About to their roots". A pink play button is overlaid on the illustration.
- Podcast List:**
 - "The Living World Geography 1 Titles - 3 Pods" (with a minus sign)
 - "Ecosystems - 3 Pods" (with a C&C icon and a minus sign)
 - "Ecosystems: Balance" (00:00 / 04:01)
 - "Distribution and Character of Global Ecosystems (Part 1)" (00:00 / 03:56)
 - "Distribution and Character of Global Ecosystems (Part 2)" (00:00 / 03:46)
- Footer:** "Try some questions" and buttons for "AS TEACHER", "AS STUDENT", "SHARE", and "Student Results". A "Collapse" link is also present.
- Taskbar:** Windows taskbar with icons for Adobe, Edge, Word, PowerPoint, Excel, Firefox, and Chrome. System tray shows the time 10:58 and date 08/10/2022.

GCSE POD

GOOD REVISERS

by @Inner_Drive
www.innerdrive.co.uk

POOR REVISERS

Eat breakfast



Sleep 8-10 hours a night



Have regular bedtimes



Get fresh air each day



Exercise regularly



Do past papers



Spread out their revision



Keep a diary to capture negative thoughts



Revise in a quiet environment



Drink water regularly

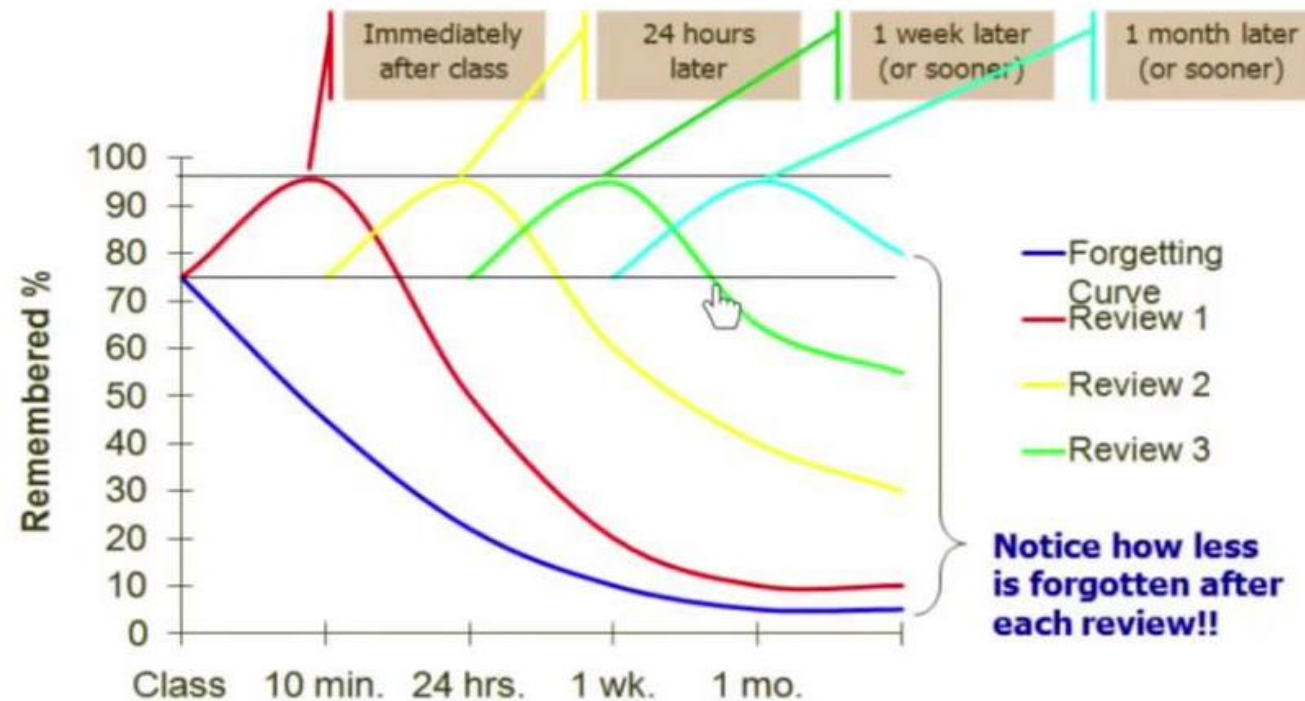


Put their phone away during revision



Skip breakfast

Overcoming the Curve



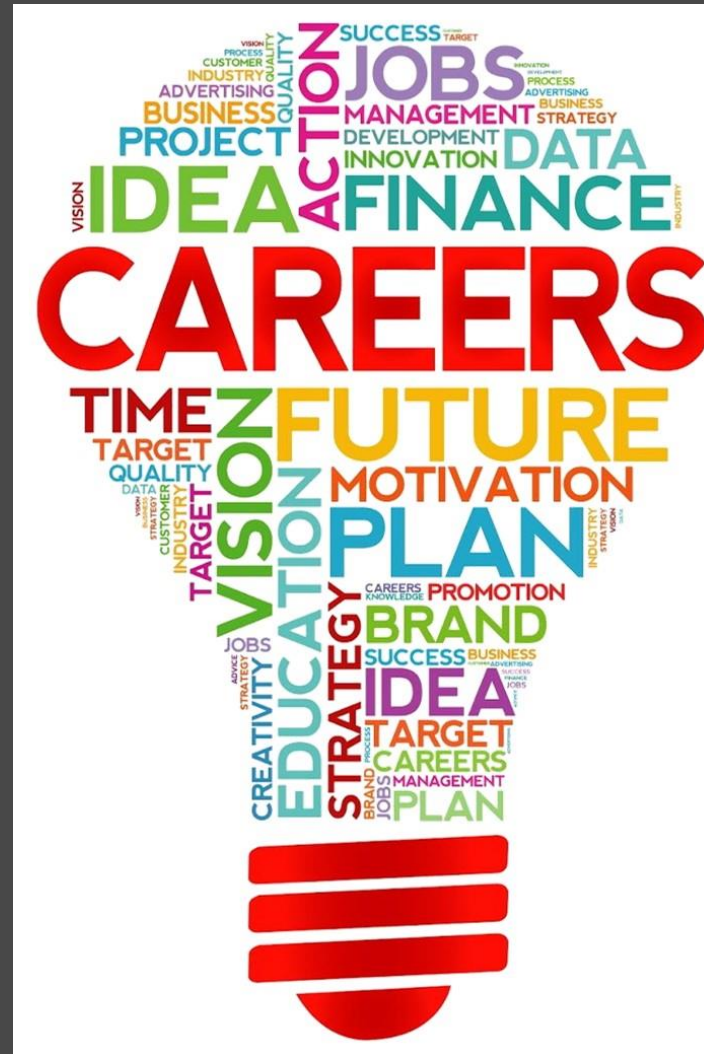
Frequent reviewing is crucial

Top 5 things to take away

1. Communicate with school – if in doubt, get in touch.
2. Download class charts
3. Provide a distraction free place for your child to study
4. Help them get organised
5. Encourage and support



Careers Provision Key Stage 4



Summary of Provision at Key Stage 4

- 8 one hour long careers' education sessions throughout the year
- Careers' Insight Twilights
- Mock interviews
- Workplace visits
- Meet the Professionals / Careers' Fair
- 1-to-1 interviews Y10/Y11 (Mploy)
- Local labour market information
- Apprenticeship and college information

Careers Education Programme Years 10 & 11

Content

- *Equality in the workplace*
- *Employability*
- *Types of employment*
- *Employee rights and responsibilities*
- *The changing job market*
- *Finding and using careers' information*
- *Options at 16*
- *Qualification types*
- *The impact of criminal behaviour on employability*

Strands

- *Self-awareness*
- *Personal development*
- *Career exploration*
- *Career management*

Skills

- *Team work*
- *Decision-making*

Careers' Insight Twilights

- Organised by Ms Gooding and Fiona Unwin, our independent careers advisor.
- Offered to Years 9-13
- Themed evenings
- Professionals in different sectors are invited into school to talk about their jobs, their role and their employment journey that has led to their position
- Pupils and families have the opportunity to gain an insight into different job roles
- Examples include – Heath Care, Business Creative Industries and STEM



Workplace visits

- Pupils select sectors they are interested in
- Business
- Health
- Creative Industries
- Engineering
- Science



Pupils interested in Business sector on a visit to Princes' Foods

Mock interviews

- Pupils prepare a CV and application form in advance, which is then given to a professional
- Pupils have 1-to-1 interview
- Pupils receive feedback
- Aiming to communicate and interview skills



Meet the Professionals / Careers' Fair



- Meet with employers
- Find out more about careers and courses on offer

One-to-one interviews



“Making informed decisions
about your career”



Pathways to Work
for the Youth Sector

Local Labour Market

- Professional and Business Services
- Visitor Economy
- Advanced Manufacturing
- Health and Life Sciences
- Creative Digital
- Super port
- Low carbon



Thankyou for coming



RANGE HIGH SCHOOL